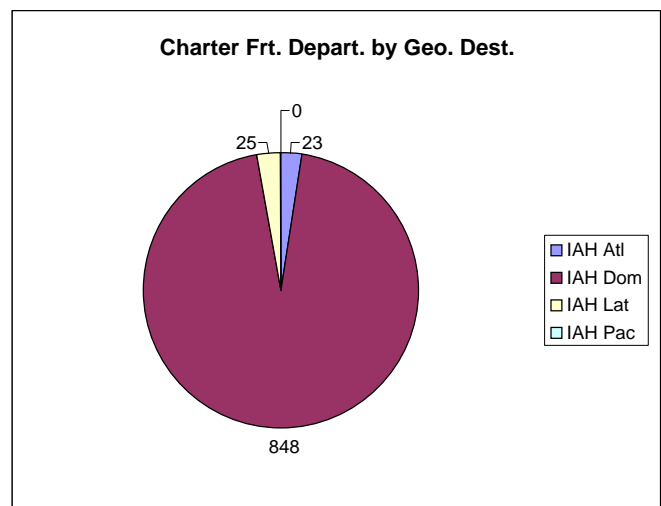
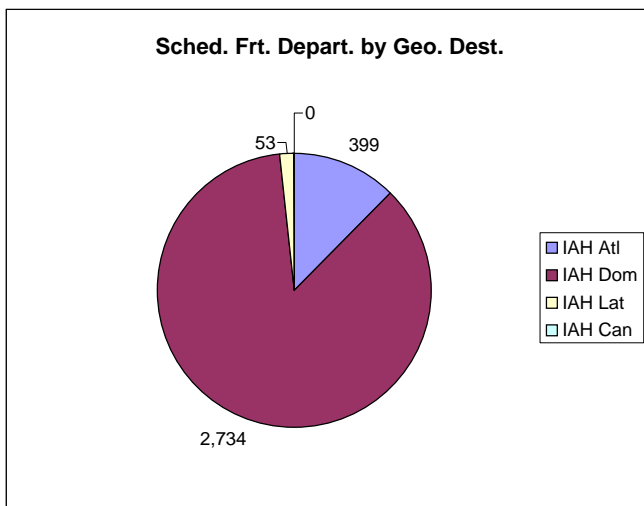
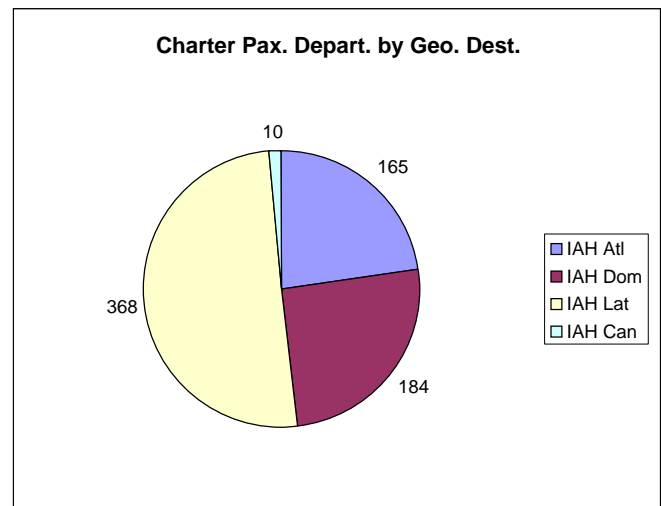
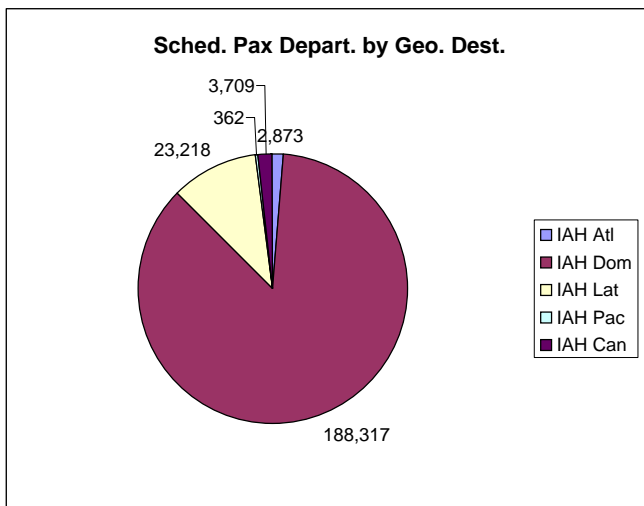
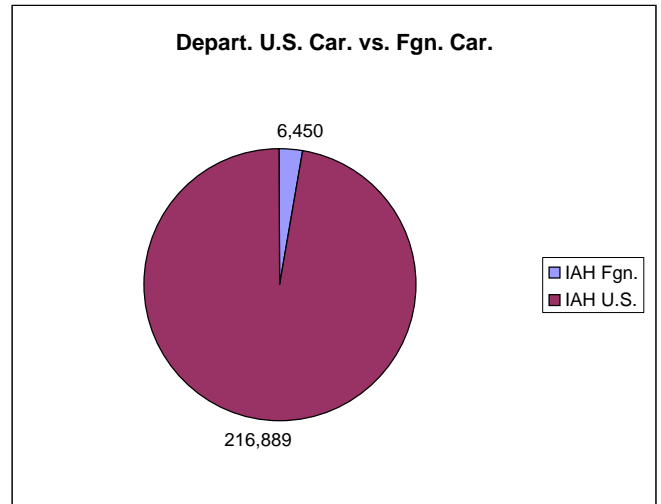
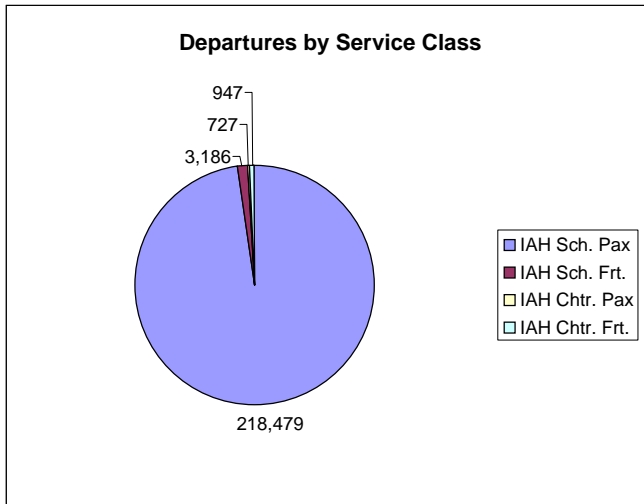
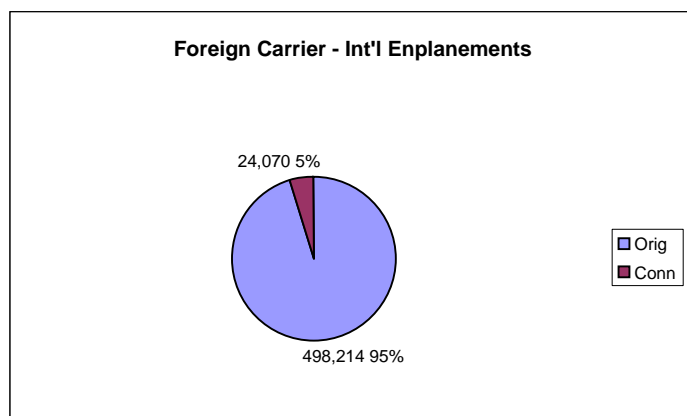
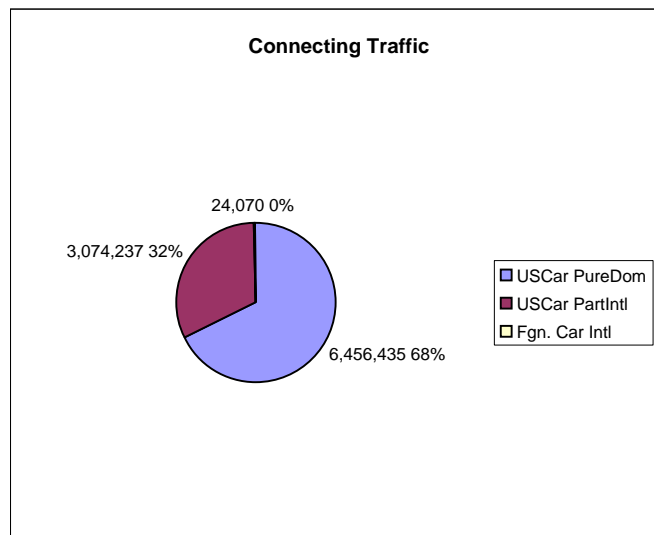
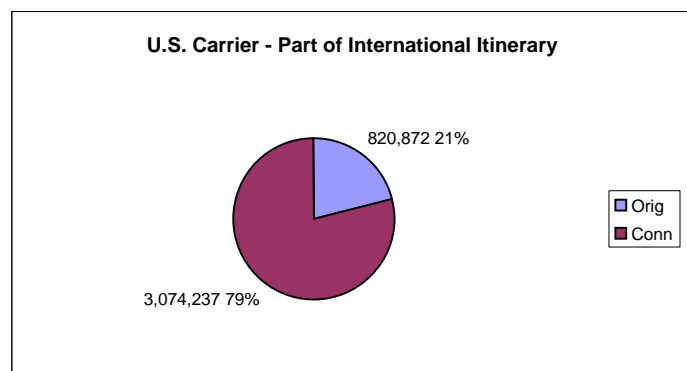
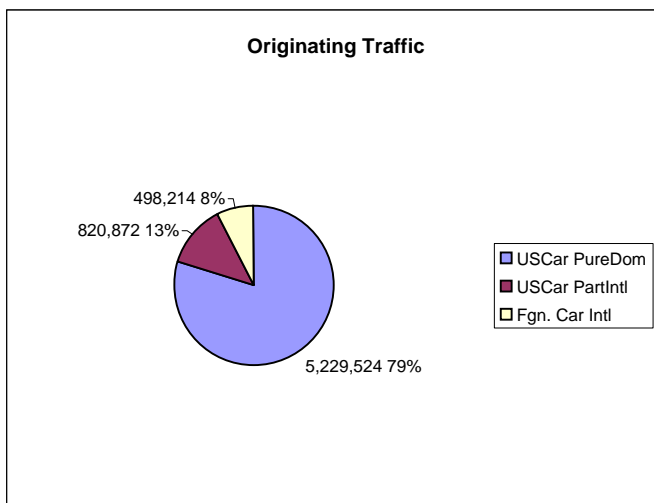
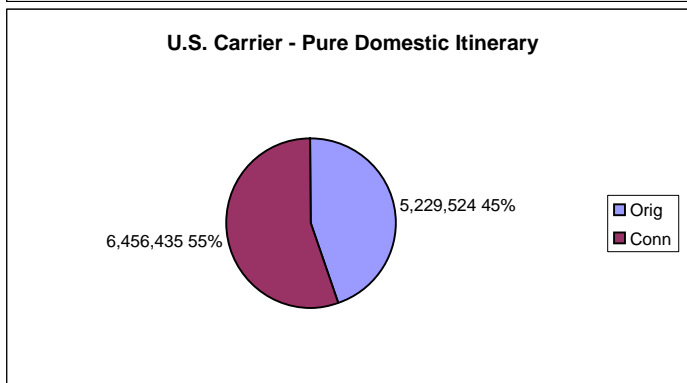
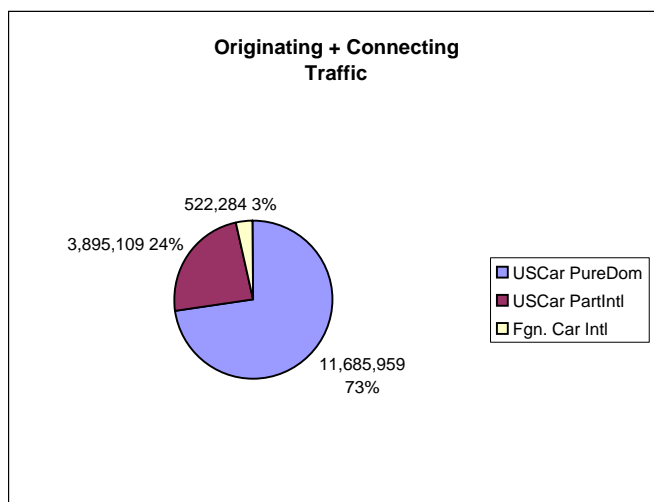
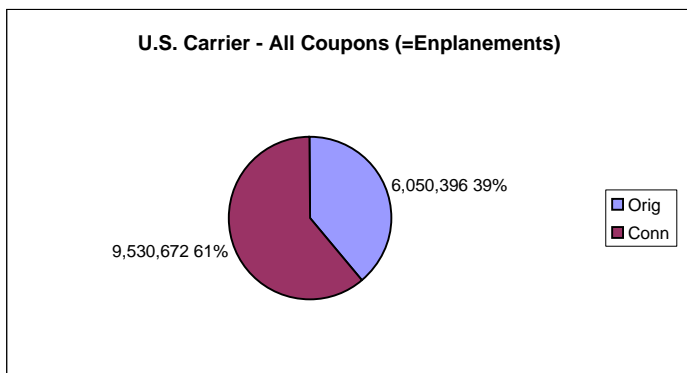


## Houston Intercontinental Commercial Aircraft Departures - 2003

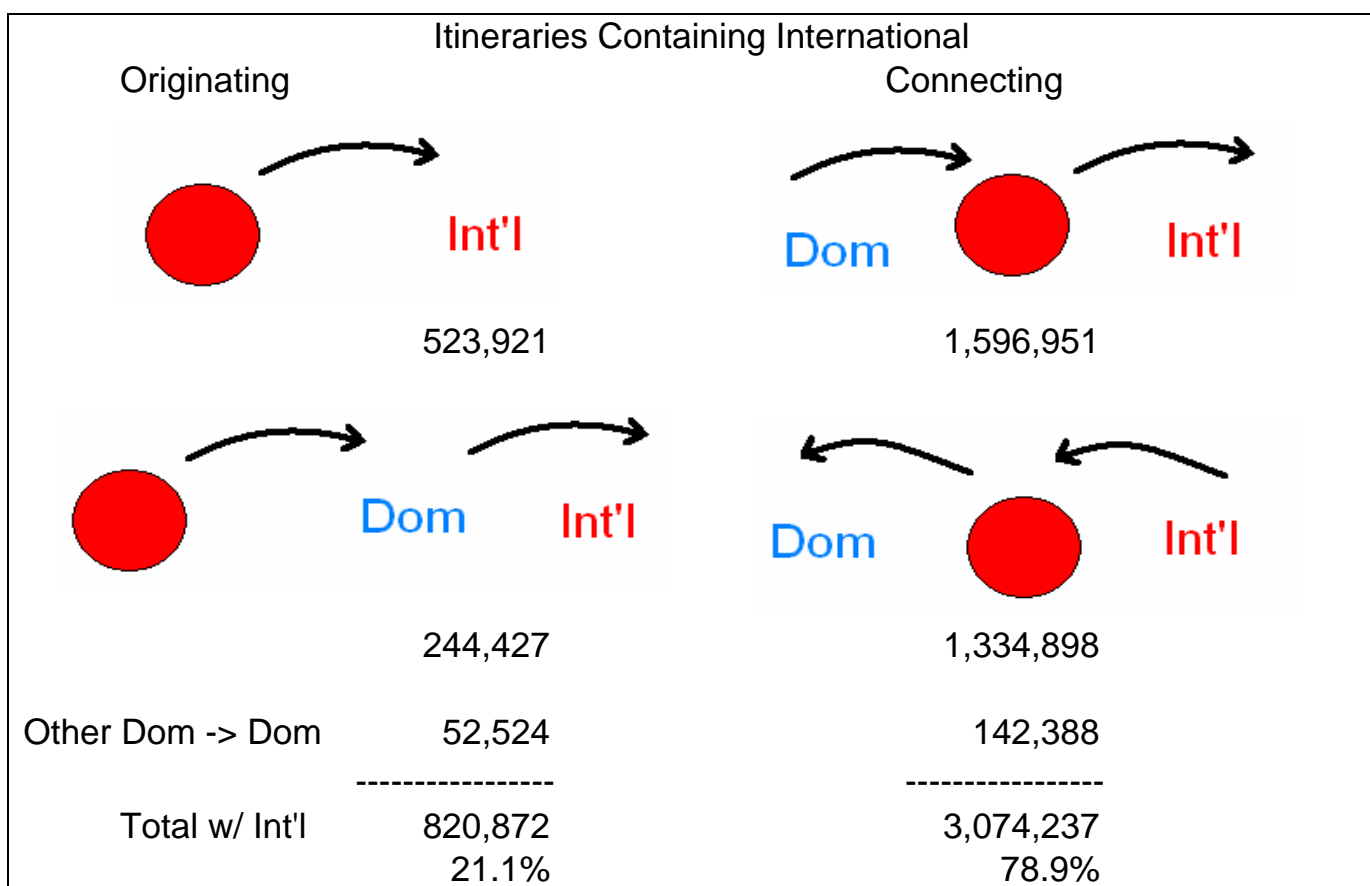
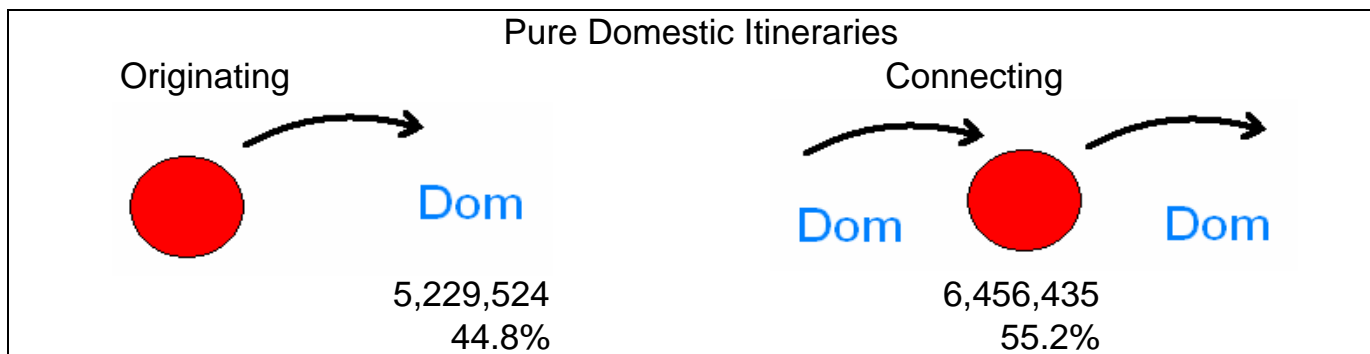


## Houston Intercontinental - IAH O&D Survey Coupon Passengers - 2003



Note: 10% survey times 10 - enhanced with estimated data for non-survey-reporting-carriers and normalized to "T100 Market" data

Houston Intercontinental - IAH  
O&D Survey Coupon Passengers - 2003  
(U.S. Carriers Only)



All Itineraries Combined		
Total	Originating	Connecting
	-----	-----
	6,050,396	9,530,672
	38.8%	61.2%
	Originating plus Connecting	
<b>Grand Total</b>	<b>15,581,068</b>	

Note: 10% survey times 10 - enhanced with estimated data for non-survey-reporting-carriers and normalized to "T100 Market" data





### Total Domestic Survey Coupons Summed by Operating Carrier with Correlation to T100 Data - Year 2003

(10% survey times 10 - enhanced with estimated data for non-survey-reporting-carriers ("XX" Marketing Carrier) and normalized to "T100 Market" data)

Enpl. Airport	All U.S. Airports	Operating Carrier	Marketing Carrier	Total Dom. Coupons	T100 Market Pass. Enpl.	T100 Segmt. Onboard Pass.	Aircraft Departures	Average Non-Stop Distance	Average Seats per Departure	Available Seat Miles (ASM's)	Revenue Pass. Miles (RPM's)	Load Factor	Revenue per ASM (cents/mile)	Survey Rev. per Cpn. Mile (cents/mile)
IAH	SUB	US		217,732	216,489	217,481	3,202	1,103	123.7	436,816,000	236,276,000	54.1	6.91	12.77
IAH		WN	WN	101,103										26.90
IAH	SUB	WN		101,103	99,648	100,254	1,900	216	122.4	50,260,000	21,636,000	43.0	11.57	26.90
IAH		XP	XP	448										2.94
IAH	SUB	XP		448	448	448	4	1,370	122.0	668,000	614,000	91.9	2.70	2.94
IAH		YV	HP	11,347										12.87
IAH		YV	XX	1,427										18.40
IAH		YV	F9	20										11.73
IAH	SUB	YV		12,794	12,392	12,392	267	1,009	50.0	13,465,000	12,499,000	92.8	12.51	13.48
IAH		YY	YY	290										17.12
IAH	SUB	YY		290										17.12
IAH		9N	AA	25,607										16.43
IAH		9N	9N	1,208										13.70
IAH	SUB	9N		26,815	26,844	26,751	790	668	50.0	26,382,000	17,863,000	67.7	11.04	16.31
IAH	TOT			13,460,196	13,441,707	13,599,872	187,961	777	99.9	17,040,298,000	12,713,516,000	74.6	9.14	12.25



